


Model 3200

D-96-01
II-A-801

...For The Lab

MODEL 3200
1-8 CHANNELS
(RACK-MOUNTABLE)

MULTI-WINDOW
COLOR DISPLAY
(EGA, VGA OR SUPER VGA)




COMPLETE INSTRUMENT
CONTROL VIA MOUSE OR
TRACKBALL USING POP-UP
MENUS

COLOR DISPLAY
DRIVER MODULE

PRINTER
OUTPUT

...With Power and Flexibility for Both!

User Interface Flexibility



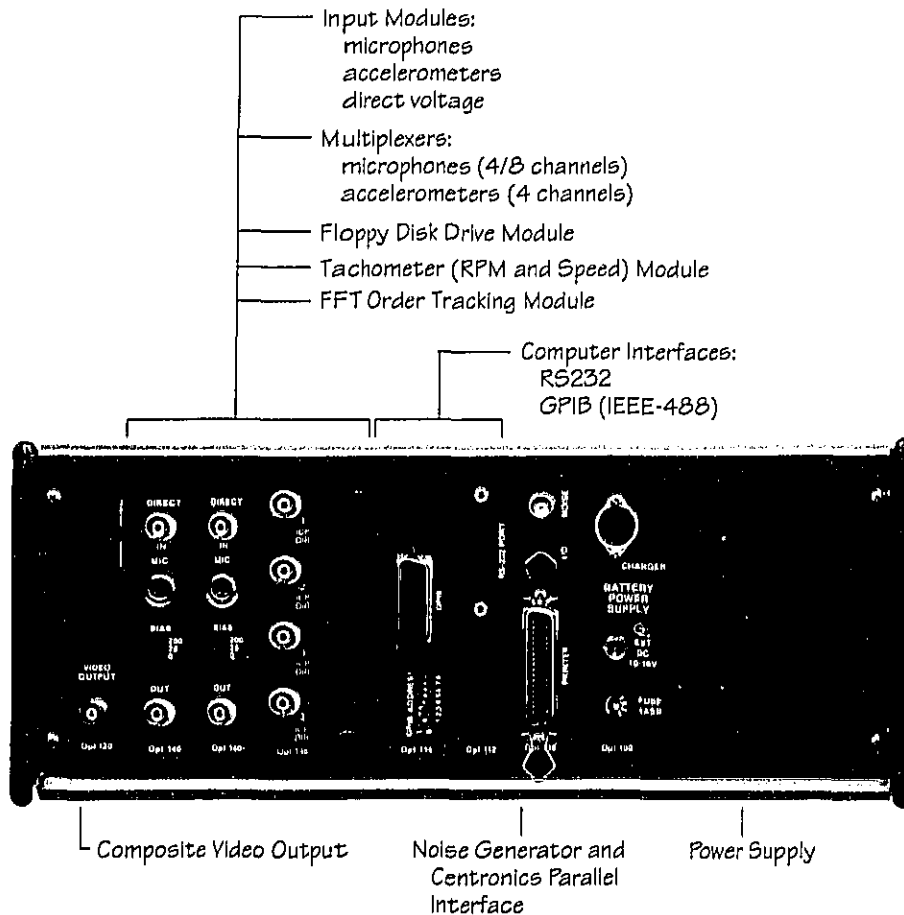
In the field, the adjustable, back-lighted, supertwist LCD display provides precise data viewing, even under the brightest sunlight. With the 3200 sitting upright on its rear-mounted feet, the horizontal keyboard is ideally positioned for a sitting or kneeling operator.



In the laboratory, use an external EGA, VGA or Super VGA color monitor to obtain multi-window color data displays from the 3200. Mouse or trackball control of all analyzer operations using pop-up menus provides a user interface which is ideally suited for laboratory applications, and which minimizes the use of bench top space by permitting a more remote placement of the analyzer. Bi-directional communication between the analyzer and the color display hardware module is via the Centronics interface which is much faster for this application than an RS-232 interface. A second Centronics port on the hardware module is then used for printing. With this arrangement, the RS-232 and IEEE-488 analyzer interfaces are still available when the external monitor is in use.

Versatile Architecture:


The Model 3200 is best presented as an analysis platform with both hardware and software modularity rather than as a specific analyzer with rigidly defined characteristics. Into a single mainframe, a wide variety of analysis options, input modules with signal conditioning (microphone, accelerometer, and multiplexers), tachometer modules, computer interfaces and expanded memory boards may be installed. You can purchase the configuration which best suits your present requirements and budget, while maintaining the ability to expand or modify the capabilities as the need arises.



Sound And Vibration Analysis for the 90's For The Field...

HIGH-CONTRAST
BACKLIT
LCD DISPLAY

MULTIPLE-MENU
SOFTKEY CONTROL



2 CHANNELS WITH INTERNAL
CELLS FOR 100%
STABILITY
EQUIPPED WITH BATTERIES
NON-VOLATILE MEMORY TO 2 MB
5 1/2" MS-DOS COMPATIBLE
FLOPPY DISK DRIVE
RS-232 AND IEEE-488
INTERFACES

Company Profile:



Larson Davis Laboratories has been designing and manufacturing precision instruments for the measurement and analysis of sound and vibration since 1981. Their diverse product line includes condenser microphones and accessories, handheld sound level meters, portable real-time frequency analyzers, noise dosimeters and environmental noise monitoring systems. They are a major supplier of integrated systems used around airports for the measurement, analysis and real-time mapping of noise related to aircraft operations.


Larson Davis Laboratories makes extensive use of the most modern hardware and software technologies in their design, manufacturing, quality control, and instrument service/calibration activities.



CAD-CAM (Computer Aided Design and Manufacturing) has played an important role since the very beginnings of the company.



Environmental chambers with programmed cycling of temperature and humidity are used on a regular basis for the development of new products and the qualification of products intended for outdoor applications.



Automated testing systems are used extensively for quality control verification of product performance prior to shipping.

A Family Of Quality



LARSON-DAVIS
LABORATORIES

1681 West 820 North • Provo, UT 84601 U.S.A. • 801-375-0177 Telex 705560 FAX 801-375-0182